

# THE SOCIETY OF URORADIOLOGY

## 30 YEARS \* - A HISTORY

- The concept
- The very beginning
- The organization
- The contributors and the contributions



Joshua A. Becker, M.D  
New York University School of Medicine

\*really 36 years

March 2004

# THANK YOU

- Richard Clark
- Richard Clark
- Richard Clark
- Karen Schmitt
- Jennifer Boyland
- Bruce McClennan
- Morton Bosniak
- Shanley Pollack
- SUR members – especially the first guard

# IN THE BEGINNING

1963

An unoccupied void did exist  
awaiting the **BIG BANG**

**BUT, WHERE?** In part, at  
**Temple University Radiology**  
**Department** where two people met

# BEFORE THE “BIG BANG”

1963

- Howard Pollack started the Radiology Residency in 1962 after 10 years in Urology. He injured his right hand and could no longer do surgery
- Joshua Becker returns to Temple after Army service. Specialization is a must - the area is GU

# THE “BIG BANG”

- 1965 Becker goes to Squire Urologic Clinic at Columbia Presbyterian, New York City (funded by Ochs family of the New York Times) as its first full time GU radiologist. Moves to SUNY/HSCB in 1970 as Chairman of Radiology
- 1966 Pollack goes into private practice, then to Episcopal Hospital as Director of Radiology, and moved, in 1977, to the University of Pennsylvania as chief of the GU section

# AFTER THE BIG BANG

- Pollack, at the University of Pennsylvania, revises **CLINICAL UROGRAPHY**, 1990 and with McClennan 2000. Retires in 1993 but stays on as emeritus. Gold Medal 1998
- Becker goes to NYU Medical Center in 1999. Gold Medal 1996

# 1967 - 1974

- 1967 Correspondence Club
- 1968 First meeting at RSNA (Chicago)
- 1969 Meeting at ARRS (DC -first dinner)
- 1970 Meeting at ARRS (Miami)
- 1971 Meeting at ARRS (Boston)
- 1972 Society of Uroradiology founded (RSNA)
- 1973 By laws adopted (RSNA)
- 1974 Incorporated (RSNA)

# THE NAMES

- 1969 *Uroradiology Group* (Becker)
- 1970 *Uroradiology Club* (Pollack and Becker)
- 1970 *Wee Wee Club* (McClennan?)
- 1971 *Society of Urologic Radiology*
- 1972 *Society of Uroradiology*



# THE FOUNDERS

Joshua Becker

Alan Davidson

Milton Elkin

Gerald Friedland

Robert Hattery

Anthony Lalli

Bruce McClennan

Richard Pfister\*

Howard Pollack\*

Peter Dure-Smith

Harry Fischer\*

Richard Friedenber

Melvyn Korobkin

Erich Lang

Harry Mellins

George Popky

# THE FOUNDERS

Theodore Robinson

Lee Talner

David Witten

Thomas Imray

Ruben Kohler

Floyd Roos

Robert Stanley

Jack Thornbury

Alfonse Palubinskas\*

William Barry\*

Felix Lopez

John Cambell

28 members

# 1966- 1967 Correspondence to confirm goals with effort to form an “affinity” group of Radiologists interested in Urinary Tract imaging

College of Physicians & Surgeons of Columbia University | *New York, N.Y. 10032*

DEPARTMENT OF RADIOLOGY

630 West 168th Street

June 15, 1966

Dr. Howard Pollock  
Rolling Hill Hospital  
60 East Township Line Road  
Elkins Park, Pennsylvania


Dear Howie:

After your suggestion I have seriously considered the point of starting a Uro-Radiologic club. I wrote to Anthony Lalli at Michigan and he responded with lukewarm interest. With this encouragement I think I will write to other radiologists. You mentioned some names and I have forgotten. Could you send me a list of anyone that you know of that has this particular interest. I hope you yourself will join in on this. Tentatively a get together will be in San Francisco prior to the American Roentgen Ray meeting.

I have some slides that I am sure would be of interest to you for your talk in Florida. The teaching file is rapidly coming into being and the material here is at your disposal. I am sure the news wires have informed you of the furor from the Urology meeting in Chicago. This was not my paper, but Dr. Lattimer's statement that cancer will be cured in seven years. With this pronouncement he headed off to a three months' safari in Africa. I think this was a very wise move.

Please make arrangements to come up and visit. We have some new equipment of "original" design, which I think you would enjoy seeing. Also Ginette and I would just like to have you Shanley visit with us.

Sincerely,



Joshua A. Becker, M.D.

JAB:rb

Dear Howie:

After your suggestion I have seriously considered the point of starting a Uro-Radiologic club. I wrote to Anthony Lalli at Michigan and he responded with lukewarm interest. With this encouragement I think I will write to other radiologists. You mentioned some names and I have forgotten. Could you send me a list of anyone that you know of that has this particular interest. I hope you yourself will join in on this. Tentatively a get together will be in San Francisco prior to the American Roentgen Ray meeting.

Howard M. Pollack, M. D.

531 Ashmead Road  
Cheltenham, Pa. 19012

June 22, 1966

Joshua Becker, M. D.  
c/o Squier Urological Clinic  
Columbia Presbyterian Medical Center  
630 West 168th Street  
New York, New York 10032

Dear Josh:

It was good to hear from you again. I understand that you were able to make the Chicago meeting. I trust that you found it enjoyable, tho' perhaps a bit raucous. Did you see Saul Boyarsky? Incidentally, we have a standing invitation from him to visit at Duke. I doubt if I will be able to get down there -- perhaps you might?

We have all heard about Lattimer's pledge to cure cancer within seven years, and we are all very grateful to him. After that, perhaps he can get us to Venus, or, in his spare time, design a death-ray gun. I agree that his trip to Africa was a wise move which may have been good for P and S but I doubt that the Watusi will ever be the same.

I am glad that you decided to pursue the uro-radiology idea. The time may not yet be ripe, but I think it is worth a try. Off and on for the past year or so, I have been jotting down a few names of those I thought had strong urographic interests. This list does not purport to be complete, by any means and, indeed, some of these individuals may not be primarily interested in this subject, but for some reason or other, I thought they might be. Here are some names (the list incidentally was on the back inside cover of Emmett -- Vol. II)

Kurt Amplatz.

Jack Rabonowitz -- (I understand he is doing all of the uro-radiology at Mt. Sinai, N.Y.)

Marv Friedenbergl -- St. Louis -- does most of the work at Mallinkrodt, along with Reuben Koheler

Riley -- U.C.L.A. I don't know his first name, but he is their official urographer now.  
(Hanaffee is doing only special studies

I am glad that you decided to pursue the uro-radiology idea. The time may not yet be ripe, but I think it is worth a try. Off and on for the past year or so, I have been jotting down a few names of those I thought had strong urographic interests. This list does not purport to be complete, by any means and, indeed, some of these individuals may not be primarily interested in this subject, but for some reason or other, I thought they might be. Here are some names (the list incidentally was on the back inside cover of Emmett -- Vol. II)

Kurt Amplatz.

Jack Rabonowitz -- (I understand he is doing all of the uro-radiology at Mt. Sinai, N.Y.)

Marv Friedenbergr -- St. Louis -- does most of the work at Mallinkrodt, along with Reuben Koheler

Riley -- U.C.L.A. I don't know his first name, but he is their official urographer now.

(Hanaffee is doing only special studies

Howard M. Pollack, M. D.

531 Ashmead Road  
Cheltenham, Pa. 19012

M. D.

June 22, 1966

Page 2.

Anthony Lalli.

Isadore Meschan -- Only by virtue of the fact that he was chosen to edit the volume of the Radiological Clinics devoted to urinary tract; and because he has written a few nice articles on the subject.

Richard Foster -- Is responsible for renal angiography at Grady (Emory) in Atlanta. I don't know how deep his interests go with regard to urography, but I suspect the they are there.

George Chamberlin -- Reading, Pa. He has long been interested in the subject, and has written several editorials for various journals.

Giff Daughtridge (??)

Milton Elkin

Alphonse Palubinskus

Eric Lang -- Indianapolis (not at the university). He is definitely a candidate -- very much interested.

Benedict Harrow -- <sup>U. of</sup> Miami -- This man is a urologist who is passionately devoted to radiological aspects of his specialty, and writes prolifically on this, and almost no other subject. (I frequently disagree with him.).

John Emmett -- out of courtesy?

Dunbar -- Montreal -- / Two pediatric radiologists who

Shofner -- Kansas City -- write a lot about uro-radiology. Shofner's recent article in Lancet was quite good. (Uro-radiology in the pediatric age group).

Roscoe Miller -- U. of Indiana. *plus many others, hopefully*

Thanks for your kind invitation to visit you again. We will definitely be up sometime this summer. Please let me know when you plan to be away on vacation so I can coordinate things. Incidentally, I have some interesting films for you.

Best regards to both of you.

Sincerely,

*Howard*

MILTON ELKIN, M.D.  
1300 MORRIS PARK AVENUE  
NEW YORK 61, NEW YORK

PROFESSOR OF RADIOLOGY  
ALBERT EINSTEIN COLLEGE  
OF MEDICINE

August 22, 1966

Dr. Joshua A. Becker  
Department of Radiology  
Columbia-Presbyterian Medical Center  
630 W. 168th Street  
New York, N.Y. 10032

Dear Dr. Becker:

Your suggestion of the formation of an informal group of radiologists interested in the genito-urinary tract is worth some thought. As you well know there are several such groups in the New York area concerning themselves with specialized sections of radiology, such as pediatric radiology and cardiac radiology. In general, I am not completely in favor of the increasing super-specialization of radiology, although I guess the trend is inevitable. In any case, I would be glad to hear further about the formation of a group such as you suggest. However, I believe that at the beginning at least, it would be most feasible to keep it local. With the many meetings of several national radiological societies and groups, I would not be anxious to initiate further out-of-town meetings.

Best of luck.

Sincerely,



Milton Elkin, M.D.

ME:nm



September 15, 1966

John Riley, M.D.  
UCLA Medical Center  
Los Angeles, California

Dear Dr. Riley:

It has been brought to my attention that you have great interest in radiology of the urinary tract. I devote my entire time to this "sub-specialty" and am inquiring as to whether you would be interested in participating in an informal group to meet on Tuesday, September 27th, in San Francisco during the American Roentgen Ray Meeting. This meeting will probably be held in my room at the San Francisco Hilton at six o'clock. The goal behind this is merely to exchange experiences, either common or unique with others who are doing similar work. Whether this will be fruitful or not I think only time will tell. Any suggestions or comments would be most welcome. The prospective group is quite small with Drs. Palubinskas, Lalli, Elkin and John Campbell voicing interest.

I hope to hear from you as to your ideas and also hope to see you in San Francisco.

Sincerely,

Joshua A. Becker, M. D.

JAB:rb

MAYO CLINIC  
ROCHESTER, MINNESOTA  
55901  
TELEPHONE 282-2511  
AREA CODE 507  
SECTION OF  
DIAGNOSTIC ROENTGENOLOGY

C. ALLEN GOOD, M.D.  
DAVID G. PUGH, M.D.  
JOHN R. HODGSON, M.D.  
GEORGE D. DAVIS, M.D.  
COLIN B. HOLMAN, M.D.  
HILLIER L. BAKER, JR., M.D.  
OWINGS W. KINCAID, M.D.  
DAVID M. WITTEN, M.D.

HARLEY C. CARLSON, M.D.  
JAMES R. STEWART, M.D.  
DAVID F. REESE, M.D.  
W. EUGENE MILLER, M.D.  
FRANZ J. HALLERMANN, M.D.  
JOHN W. BEABOUT, M.D.  
ROBERT L. SCANLAN, M.D.

April 4, 1967

Joshua A. Becker, M.D.  
College of Physicians & Surgeons  
of Columbia University  
New York, N. Y. 10032

Dear Doctor Becker:

I appreciated your note of March 28 concerning the group interest in genito-urinary radiology. I have completed your questionnaire but would like to point out that we vary our technique a great deal depending upon the problem which we see developing during the course of the examination.

We supervise all of the examinations but in a cooperative arrangement with our Urology Section. We report 50 to 60 per cent and they report the remainder, although they commonly report theirs with us in attendance and offering our advice and criticism.

I would be interested in a group such as you mentioned provided enough interest could be generated.

If I could supply you with any further information, please let me know.

Sincerely yours,



David M. Witten, M.D.

DMW:js

Enclosure

MAYO CLINIC  
ROCHESTER, MINNESOTA

55901

TELEPHONE 282-2511

AREA CODE 507

SECTION OF  
DIAGNOSTIC ROENTGENOLOGY

C. ALLEN GOOD, M.D.  
DAVID G. PUGH, M.D.  
JOHN R. HODGSON, M.D.  
GEORGE D. DAVIS, M.D.  
COLIN B. HOLMAN, M.D.  
HILLIER L. BAKER, JR., M.D.  
OWINGS W. KINCAID, M.D.  
DAVID M. WITTEN, M.D.

HARLEY G. CARLSON, M.D.  
JAMES R. STEWART, M.D.  
DAVID F. REESE, M.D.  
W. EUGENE MILLER, M.D.  
FRANZ J. HALLERMANN, M.D.  
JOHN W. BEABOUT, M.D.  
ROBERT L. SCANLAN, M.D.

September 6, 1967

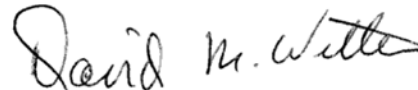
Joshua A. Becker, M.D.  
College of Physicians & Surgeons  
of Columbia University  
New York, N. Y. 10032

Dear Doctor Becker:

I certainly appreciated your invitation to attend an informal meeting of radiologists who are mainly involved with radiology of the urinary tract at the American Roentgen Ray Meeting this month. Unfortunately, I will not be able to attend the Roentgen Ray this year so must bypass your proposed meeting. I do want to lend you my moral support, however, as I believe a group such as this could serve a very interesting and useful function and I would like to participate in any future get-together that you can arrange.

I would anticipate considerable interest in this meeting, and I would appreciate it a great deal if you would keep me informed of your progress.

Sincerely yours,



David M. Witten, M.D.

DMW:js

1. Time involved in Uroradiology: 100% , 90% , 75% , less than 75% .
2. Number of IVP's done per day: Average 60 per day in clinic and 15 per day in hosp. Dept.
3. Are these all supervised by the Radiology Department? Yes  No .
4. If not, what percentage is supervised? \_\_\_\_\_.
5. Are all cases reported by the Radiology Department? No.
6. If not all, what percentage is reported? 50-60 %.
7. How many rooms are available to do studies? 13.
8. What films do you take? Standard for urologic problems - 5 & 10 min compression films -  
10 & 20 min non-compression films -  
Hypertension - 2 & 3 min non-compression, 10 min with compression  
& 20 min bladder. The technique is varied greatly from pt. to  
Pt. depending on the problem.
9. How much contrast material do you use? 30-50 cc Renovist - 50-100 cc 90% Holtby pogram
10. Do you do the nephrotomography? Yes  No .
11. If so, what method? Evans  Infusion .
12. Do you do the angiography? Yes  No .
13. If not, who does the renal angios? \_\_\_\_\_.

January 22, 1968

URO-RADIOLOGY GROUP

Dear Doctors:

This is an initial attempt at circulating the material and if you have any suggestions please write them down and pass them on. I would appreciate the material being forwarded to the next person on the list.

This table is a summary of the questionnaire circulated last year.

Time involved	2: 100%, 1: 90%, 4: 75%
IVP's per day	18, 20, 15, 75, 40, 30
Supervised by X-Ray Department	Yes: 5    No: 1
Reported by X-Ray Department	Yes: 5    No: 1
Number of Rooms	2 1/2, 4, 4, 13, 5, 4
Quantity of contrast material	50cc Renografin 60, 60cc Hypaque, 60cc Renovist, 60cc Renografin 76

As you notice, the majority of people are using 50 to 60cc of contrast material despite the warnings of the manufacturers. Through some preliminary comments in New York, I think that a law suit would be lost by a radiologist if he goes contrary to the listings of the drug enclosure. Also, the Hypaque brochure notes that hypertension and hyperthyroidism are contraindications for the use of this drug. This brings up the point of how inadequate the manufacturer's insert is, particularly as may be medically legally binding. Dr. Seaman is agitating to have the American College of Radiology write the inserts through their council on drugs. If every one could complain about the brochures, I think they might be changed.

If you have any interesting cases that you would like circulated, please send them to me and I will start them on their rounds.

Sincerely,

Joshua A. Becker, M.D.

JAB: rb



---

THE  
WASHINGTON  
HILTON

---

CONNECTICUT AVENUE AT COLUMBIA ROAD, N. W. • WASHINGTON, D. C. 20009  
TEL. 483-3000 AREA CODE 202

September 12, 1969

Doctor Joshua Becker  
c/o SQUIER X-RAY DEPARTMENT  
COLUMBIA PRESBYTERIAN CENTER  
622 West 168th, Street  
New York, New York 10032

Dear Dr. Becker:

In accordance with your recent request, I am pleased to enclose copies of menu and final arrangements for your forthcoming Reception and Dinner.

Please sign the designated copies and return them to us for the completion of our records.

If I can be of any further assistance to you, please do not hesitate to contact me.

Cordially yours,

G. Eugene Wigger  
Assistant Banquet Manager

DOCTOR JOSHUA BECKER  
PRIVATE DINNER  
GUARANTEE: SET UP: 13

DATE: WEDNESDAY, OCTOBER 1, 1969.  
TIME: 7:00PM - RECEPTION  
7:30PM - DINNER

IN CHARGE: DR. JOSHUA BECKER

ROOM: DUPONT SUITE

BEVERAGES: Waiters to take a la carte  
drink orders if desired.

DINNER

Orange Slices a la Kirsch

\* \* \*

Breast of Capon Hawaiian with  
Canadian Bacon & Pineapple Slices  
Carrots & Chives in Lemon Butter  
Au Gratin Potatoes

\* \* \*

Apple Pie with Cheddar Cheese

\* \* \*

Coffee

\* \* \*

\$7.50 per person

\* \* \*

Linen  
DECORATION: Appropriate

Candles  
Appropriate

Flowers: - None

CHECK ROOM: by each guest.

ARRANGEMENTS: One large Oval Table and  
Utilize Built-in Bar.

GRATUITIES: 15% of all food and  
beverages, added to the account.

TAX: 4% D. C. City Sales Tax, added  
to the account.

SERVICE CHARGE: If 12 persons or less  
are served, a \$15.00 Service Charge  
is added to the account.

MECHANICAL:

MR. MELOY: PLEASE ORDER 1 35MM  
PROJECTOR @ 10.00, A LATERN SLIDE  
PROJECTOR @ \$15.00 AND A SCREEN AT  
\$ 5.00. ALSO CHARGE \$4.00 FOR  
DELIVERY AND INSTALLATION AND \$2.00  
FOR PICK-UP.

BILL TO:  
Dr. Joshua Becker  
c/o Squier X-Ray Dept.  
Columbia Presbyterian  
Center  
622 West 168th, New York

10032

ARRANGEMENTS BY: G. Eugene Wigger/tjm  
ISSUED ON: 9-12-69  
FILE NO: Gen.-B

*Wig*  
*Gen.*

\$ = double latte in 2004

Linens  
ORATION: ,Appropriate

Candles  
Appropriate

Flowers; - None

CHECK ROOM: by each guest.

ARRANGEMENTS: One large Oval Table and  
utilize Built-in- Bar.

MECHANICAL:

\* \* \*

Coffee

\* \* \*

\$7.50 per person

\* \* \*

GRATUITIES: 15% of all food and  
beverages, added to the account.

TAX: 4% D. C. City Sales Tax, added  
to the account.

SERVICE CHARGE: If **12** persons or less  
are served, a \$15.00 Service Charge  
is added to the account.



ALBERT EINSTEIN COLLEGE OF MEDICINE  
DEPARTMENT OF RADIOLOGY  
1300 MORRIS PARK AVENUE  
BRONX, NEW YORK 10461

MILTON ELKIN, M.D.  
PROFESSOR AND CHAIRMAN  
OF RADIOLOGY

TEL. (212) 430-2254

July 15, 1970

Joshua A. Becker, M.D.  
Professor and Chairman  
Department of Radiology  
State University of New York  
450 Clarkson Ave.  
Brooklyn, N.Y. 11203

Dear Josh:

First of all best of luck in your new spot. As of the moment, I do not expect to be at the ARRS meeting and thus will be unable to attend the session of the uro-radiology group. If my plans change, I will let you know.

Best regards.

STATE UNIVERSITY OF NEW YORK  
DOWNSTATE MEDICAL CENTER  
Memorandum

To: \_\_\_\_\_ Date: \_\_\_\_\_

From: \_\_\_\_\_

- \_\_\_\_\_ Appropriate action  
\_\_\_\_\_ Comment and criticism  
\_\_\_\_\_ Your information and files  
\_\_\_\_\_ Please note and return

*Use WJE  
Club folder*

Sincerely,

*M Elkin*

Milton Elkin, M.D.

URO-RADIOLOGY SEMINAR PROGRAM

Introduction	Joshua Becker
Inversion Excretory Urography in Yogis and Others of Similar Bent:	John R. Thornbury & Jack Lapidés
Contrast Material - Sodium vs. Methylglucamine:	Bruce McClennan & Joshua Becker
Ultrasound in the Diagnosis of Renal Masses:	Howard Pollack
Double Nephrotomography:	Filomen Lopez Richard Friedenberg
Ureteral Peristalsis:	William Barry, Jr.
Studies of Renal Blood Flow:	P. Ruben Koehler Michael Ter-Pogossian Peter Peters
The Ureter:	Peter Dure-Smith
Reflux in Adults:	David Witten
Cerebral Spinal Fluid Contrast Levels at Intravenous Urography:	Joshua Becker & Bruce McClennan

Miami  
Sept 28  
1970

URO-RADIOLOGY SEMINAR PROGRAM

**Introduction**

**Joshua Becker**

**Inversion Excretory Urography in Yogis and  
Others of Similar Bent:**

**John R. Thornbury &  
Jack Lapidus**

**Contrast Material - Sodium vs. Methylglucamine:**

**Bruce McClennan &  
Joshua Becker**

**Ultrasound in the Diagnosis of Renal Masses:**

**Howard Pollack**

**Double Nephrotomography:**

**Filomen Lopez  
Richard Friedenberg**

**Ureteral Peristalsis:**

**William Barry, Jr.**

**Studies of Renal Blood Flow:**

**P. Ruben Koehler  
Michael Ter-Pogossian  
Peter Peters**

**The Ureter:**

**Peter Dure-Smith**

**Reflux in Adults:**

**David Witten**

**Cerebral Spinal Fluid Contrast Levels at  
Intravenous Urography:**

**Joshua Becker &  
Bruce McClennan**

July 6, 1971

Mr. Clifford L. Sherratt  
16619 Wyoming Avenue  
Detroit, Michigan 48221

Dear Cliff:

Dr. Joshua Becker, the Chairman of the Urologic Radiology Society, has recently been in touch with me concerning the name and location of the room you will be assigning for their meeting at the time of the American Roentgen Ray Society in September.

Regarding the projection equipment, would it be possible to specify that the 35 mm. projector be of the carousel type?

Since Dr. Becker would like to publicize the meeting, I would be very much indebted to you if you would send the name and location of the room directly to him at the following address:

Dr. Joshua Becker, Professor and Chairman  
Department of Radiology  
State University of New York  
Downstate Medical Center  
450 Clarkson Avenue  
Brooklyn, New York 11203

Thank you again for your help. Every good wish for a very pleasant summer.

Sincerely yours,

Harry Z. Mellins, M.D.

HZM:mbg

✓ cc: Dr. Joshua Becker

STATE UNIVERSITY  
OF NEW YORK  
DOWNSTATE MEDICAL CENTER

• DEPARTMENT OF RADIOLOGY

July 26, 1971

Alphonse J. Palubinskas, M.D.  
Department of Radiology  
University of California Medical Center  
San Francisco, California


Dear Pal:

The "Wee-Wee" Club will meet on the Monday of the American Roentgen Ray week in Boston, September 27th at 12:45 P.M. The program is enclosed.

The suggested format is a 15 minute presentation and a 15 minute discussion time. However, the speaker can use the time to his discretion.

If you know of anyone who would be interested in attending this session, please invite them to accompany you. I hope that you will be able to come to Boston and I look forward to seeing you this fall.

Sincerely,



JOSHUA A. BECKER, M.D.  
Professor and Chairman  
Department of Radiology

JAB:jd